NOTICE:
EVEN THOUGH IT IS NOT REQUIRED BY ENGINEERING, IN ADDITION TO THOSE SPECIFIED ON THE ROOF FRAMING PLAN, THE FRAMER SHALL INSTALL SIMPSON DTC CLIPS AT ALL OTHER TRUSS/TOP PLATE CONDITIONS

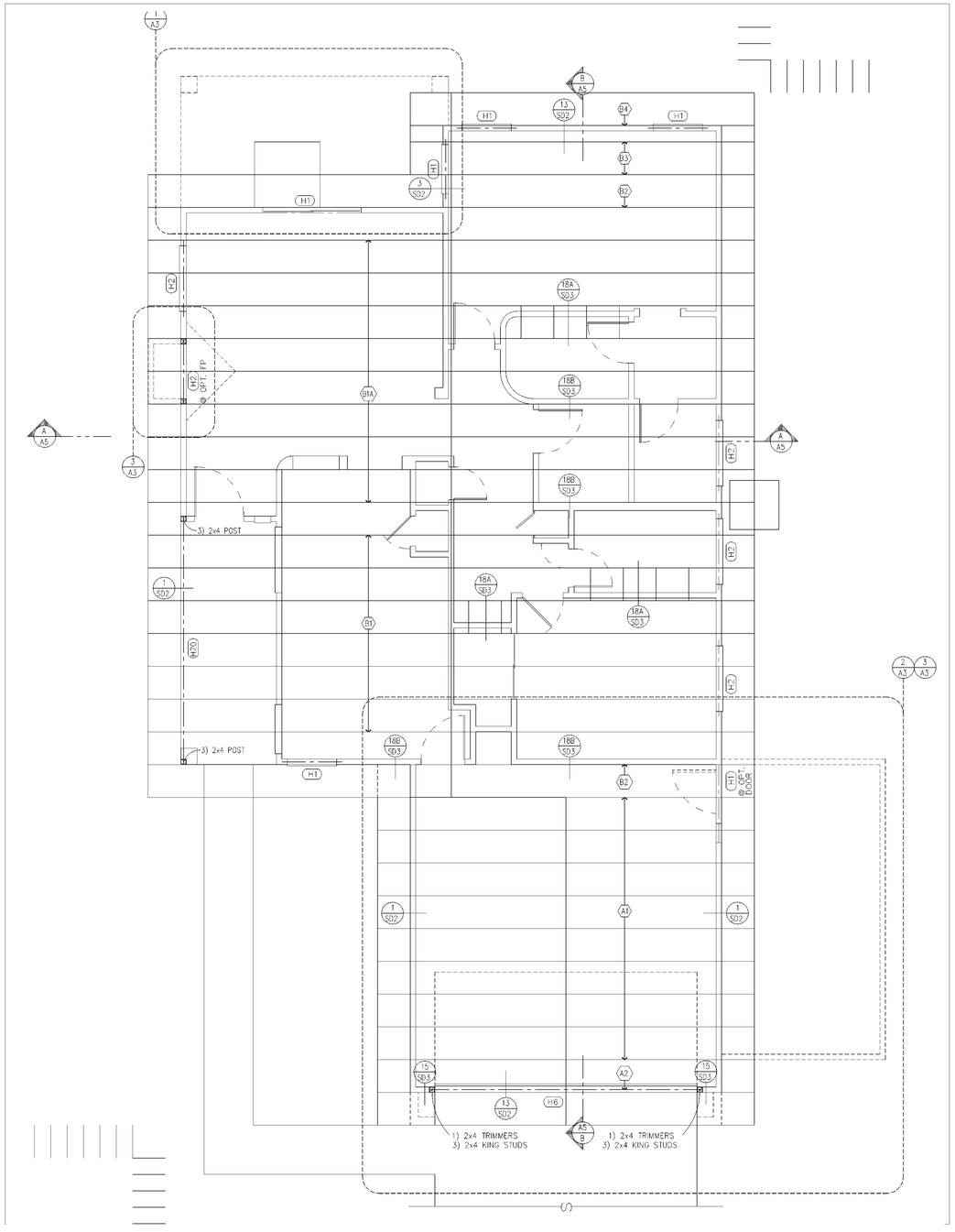

ROOF FRAMING PLAN
SCALE: 1/4" = 1'-0"

NOTICE:
EVEN THOUGH THE FRAMER SHALL INSTALL 1x4 LET-IN BRACING. THE BRACING SHALL BE INSTALL EACH WAY AT OR NEAR THE CORNERS OF EXTERIOR WALLS.

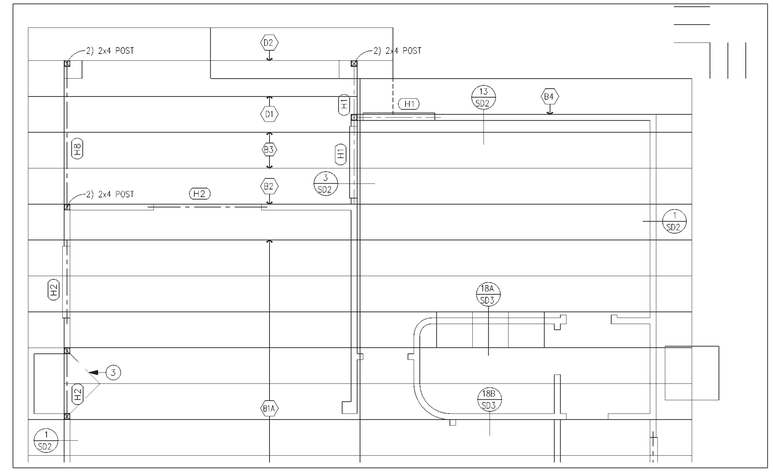

1 A2 PATIO & OPT. FIREPLACE ROOF FRAMING
SCALE: 1/4" = 1'-0"

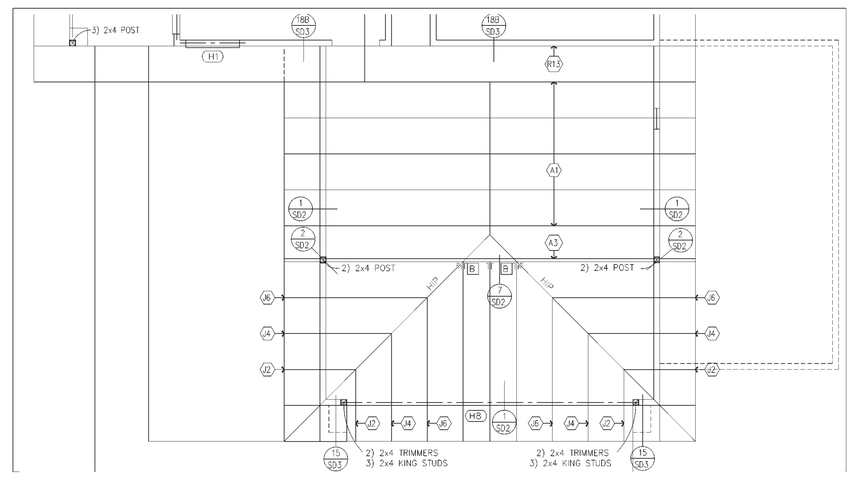

2 A2 HIP ROOF FRAMING @ GARAGE
SCALE: 1/4" = 1'-0"

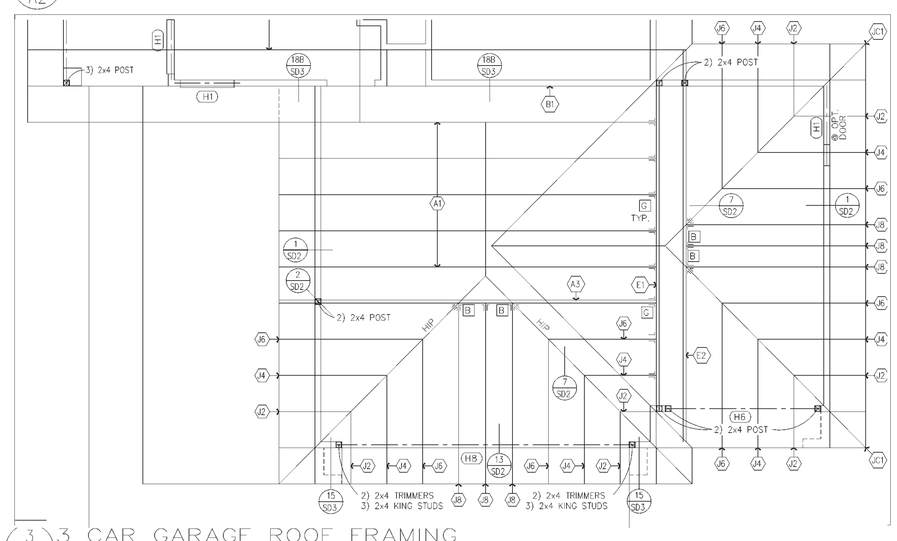

3 A2 3 CAR GARAGE ROOF FRAMING
SCALE: 1/4" = 1'-0"

GENERAL INFORMATION

1. REFER TO GENERAL NOTES (SHEET G1) AND FLOOR PLAN (SHEET A2) FOR ADDITIONAL INFORMATION
2. USE SIMPSON H2.5 @ EA. TRUSS/JOIST AND EVERY OTHER STUD. IF SPAN EXCEEDS 22'-0" AT UNCLOSED AREAS AND GARAGES, USE ONE ANCHOR PER TRUSS/JOIST AND ONE ANCHOR PER STUD. FRAMING ANCHOR OF TYPE THAT ENGAGES BOTH PLATES.(FRAMING ANCHOR AT STUD MAY BE OMITTED IF PLYWOOD OR EQUAL SHEATHING IS USED WITH NAILS TO TOP PLATE, EXCEPT UNCLOSED AREAS AND GARAGE.)
3. ALL TRUSSES TO BE DESIGNED AND MFG'D BY AN ARIZONA APPROVED FABRICATOR. TRUSS CALCULATIONS SHALL BE MADE AVAILABLE AT TIME OF INSPECTION.
4. PROVIDE ALL BLOCKING AND BRACING PER ALL APPLICABLE CODES AND/OR TRUSS MFG. SPECIFICATIONS – UNO
6. CONTRACTOR TO PROVIDE 2x4 RIDGE POLES AS REQUIRED FOR TILED ROOF AREAS

KEYNOTES

No.	DESCRIPTION
1	2-2x4 WOOD POST @ 2x4 WALLS, TYP. U.N.O. 2-2x6 WOOD POST @ 2x6 WALLS, TYP. U.N.O.
2	2x LEDGER
3	CRICKET
4	NOT USED
5	NOT USED
6	NOT USED

HEADER SCHEDULE

SYM.	SIZE	SYM.	SIZE	SYM.	SIZE
H1	2-2x6	H8	4x12	H15	3-1/8x16 GLB
H2	2-2x8	H9	6x10	H16	5-1/8x12 GLB
H3	3-2x6	H10	6x12	H17	5-1/8x13-1/2 GLB
H4	2-2x10	H11	3-1/8x10-1/2 GLB	H18	5-1/8x16 GLB
H5	3-2x8	H12	3-1/8x12 GLB	H19	5-1/8x16-1/2 GLB
H6	2-2x12	H13	3-1/8x13-1/2 GLB	H20	3-1/8x15 GLB
H7	4x10	H14	3-1/8x14 GLB		

HANGER SCHEDULE

A	SIMPSON A35 OR A35F @ 24" O.C.
B	SIMPSON LTHJ HANGER (OR EQUAL)
C	SIMPSON THA29 (OR EQUAL)
D	SIMPSON LUS24 (OR EQUAL)
E	SIMPSON HU26-2 (OR EQUAL)
F	SIMPSON THJA26 (OR EQUAL)
G	SIMPSON HUS26 (OR EQUAL)
H	SIMPSON MST60 (OR EQUAL) NAIL @ BTM. OF TRUSS BTM CORD & ADJACENT WALL TOP PLATE CENTERED
I	SIMPSON U26 (OR EQUAL)

TRUSS KEY

A1	PRE-FAB TRUSSES @ 24" O.C. – SEE TRUSS CALC'S FOR COINCIDING INFORMATION
A2	GABLE END TRUSS – SEE TRUSS CALC'S FOR COINCIDING INFORMATION
A3	PRE-FAB GRIDER TRUSS – SEE TRUSS CALC'S FOR COINCIDING INFORMATION
B1	PRE-FAB TRUSSES @ 24" O.C. – SEE TRUSS CALC'S FOR COINCIDING INFORMATION
B2	GABLE END TRUSS – SEE TRUSS CALC'S FOR COINCIDING INFORMATION
B3	PRE-FAB TRUSSES – SEE TRUSS CALC'S FOR COINCIDING INFORMATION
B4	GABLE END TRUSS – SEE TRUSS CALC'S FOR COINCIDING INFORMATION
D1	PRE-FAB TRUSSES @ 24" O.C. – SEE TRUSS CALC'S FOR COINCIDING INFORMATION
D2	GABLE END TRUSS – SEE TRUSS CALC'S FOR COINCIDING INFORMATION
E1	PRE-FAB GRIDER TRUSS – SEE TRUSS CALC'S FOR COINCIDING INFORMATION
E2	PRE-FAB GRIDER TRUSS – SEE TRUSS CALC'S FOR COINCIDING INFORMATION
JC1	HIP TRUSS – SEE TRUSS CALC'S FOR COINCIDING INFORMATION
J2	JACK TRUSS – SEE TRUSS CALC'S FOR COINCIDING INFORMATION
J8	JACK TRUSS – SEE TRUSS CALC'S FOR COINCIDING INFORMATION

ATTIC VENTILATION CALCULATIONS

ROOF SQUARE FOOTAGE	REQUIRED VENT SQ. FOOTAGE	ACTUAL VENT SQ. FOOTAGE
1743	5.81	7.17

9 – FULL SCREEN VENTS 3.69
18x24 VENT 1.50
1 – 18' CIRCULAR VENT 1.32
8 FT. RIDGE VENT @ OPT. 3 CAR GARAGE 66
TOTAL = 7.17 S.F.

The Tektone Company
Architectural Drafting Services
8221 E. Cordbell Cir., Mesa, AZ 85208
PH. (602) 357-1858 FAX (602) 357-1858
REPUBLIC HOMES, L.L.C.
825 N. GILBERT RD., SUITE 104
GILBER, AZ 85234
PH. (480) 539-6485 FAX (480) 539-6481

ROOF FRAMING PLAN
SHEET CONTENT:

PROJECT NO.: RH99-0504
DRAWN BY: DRAFTER
DATE: 12 JULY 99
REVISIONS

Rev.	DATE:
1	
2	
3	
4	

PLAN 1125

SHEET A-3