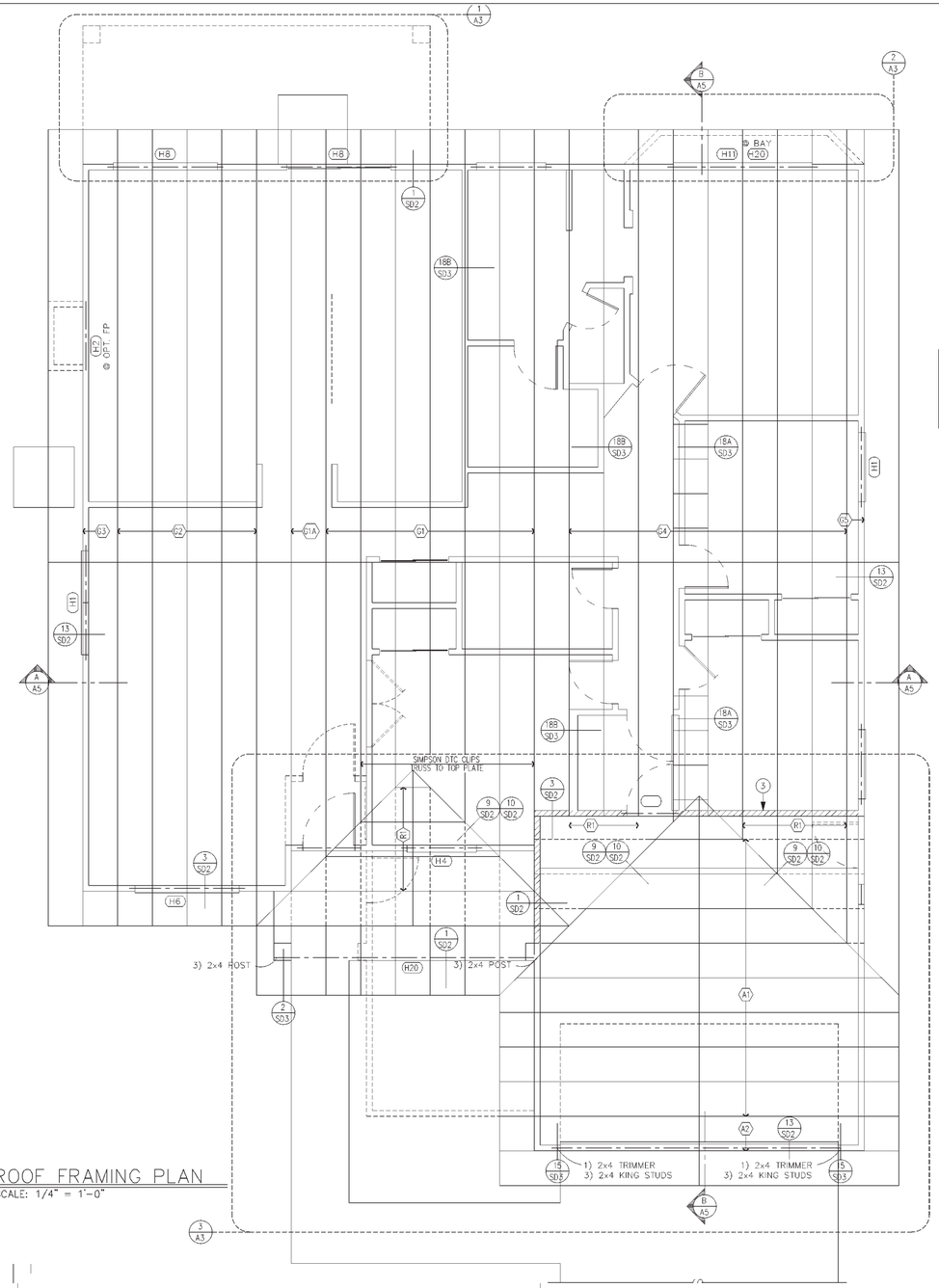

ROOF FRAMING PLAN
SCALE: 1/4" = 1'-0"

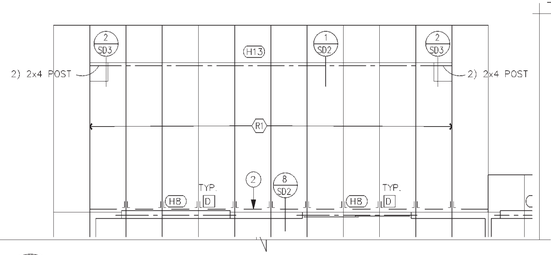

1/A3 PATIO ROOF FRAMING
SCALE: 1/4" = 1'-0"

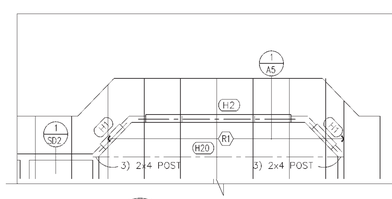

2/A1 BAY ROOF
SCALE: 1/4" = 1'-0"

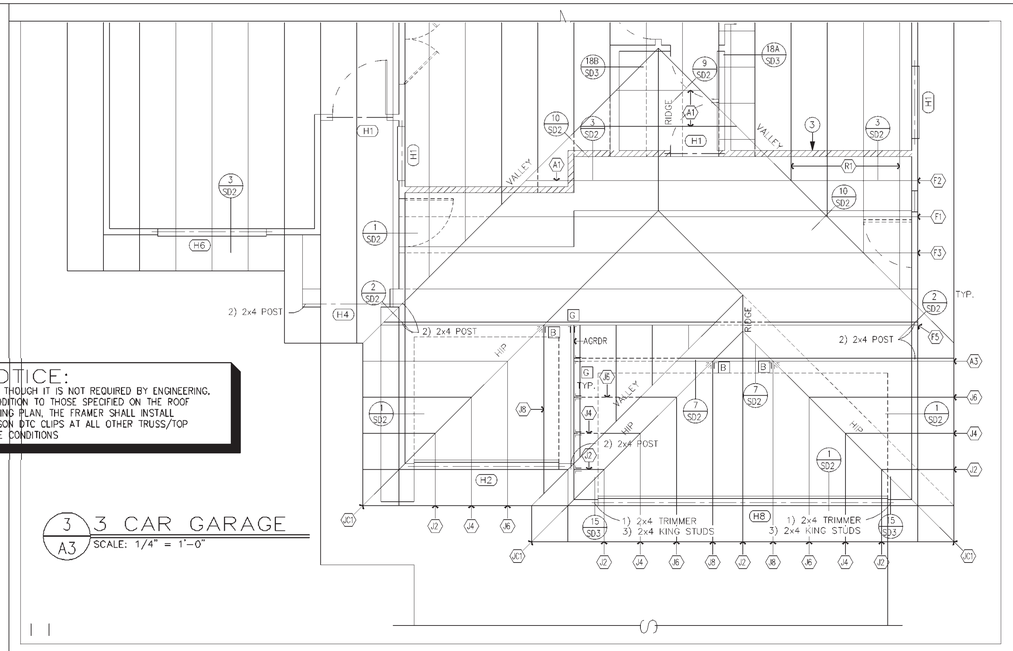

3/A3 3 CAR GARAGE
SCALE: 1/4" = 1'-0"

NOTICE:
EVEN THOUGH IT IS NOT REQUIRED BY ENGINEERING, IN ADDITION TO THOSE SPECIFIED ON THE ROOF FRAMING PLAN, THE FRAMER SHALL INSTALL SIMPSON DTC CLIPS AT ALL OTHER TRUSS/TOP PLATE CONDITIONS

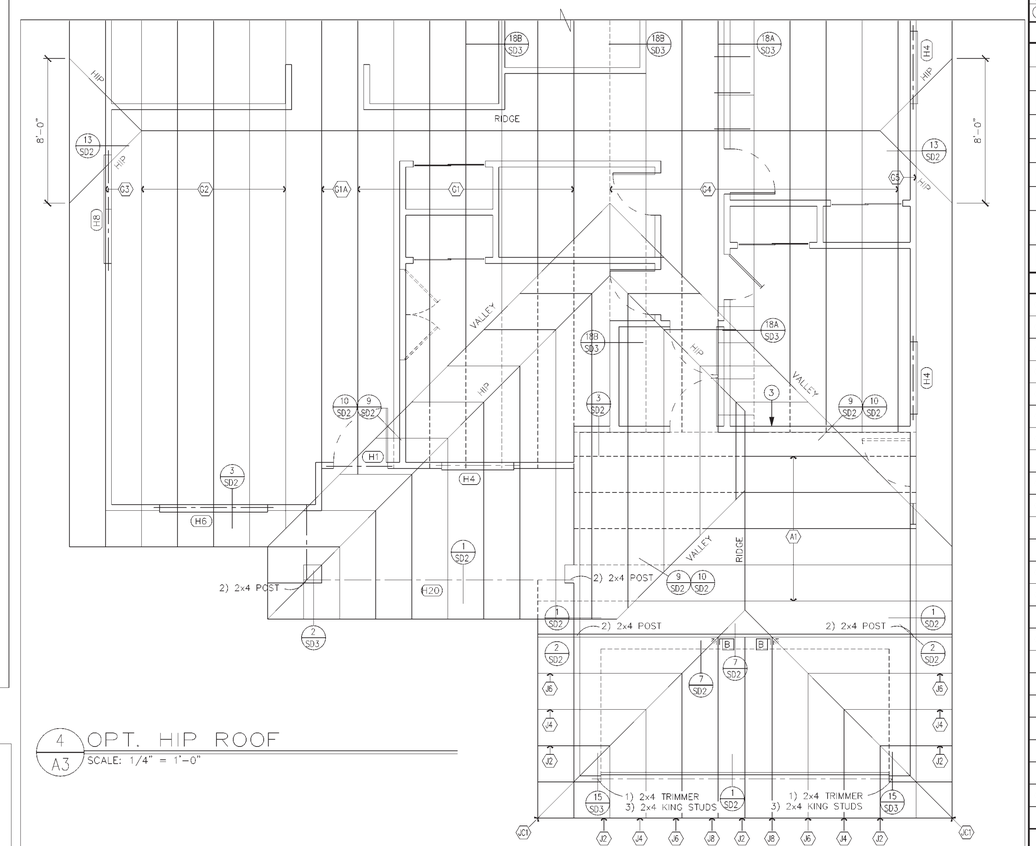

4/A3 OPT. HIP ROOF
SCALE: 1/4" = 1'-0"

NOTICE:
EVEN THOUGH IT IS NOT REQUIRED BY ENGINEERING, THE FRAMER SHALL INSTALL 1x4 LET-IN BRACING. THE BRACING SHALL BE INSTALL EACH WAY AT OR NEAR THE CORNERS ON EXTERIOR WALLS.

GENERAL INFORMATION

1. REFER TO GENERAL NOTES (SHEET G1) AND FLOOR PLAN (SHEET A2) FOR ADDITIONAL INFORMATION
2. USE SIMPSON H2.5 @ EA. TRUSS/JOIST AND EVERY OTHER STUD. IF SPAN EXCEEDS 22'-0" AT UNCLOSED AREAS AND GARAGES, USE ONE ANCHOR PER TRUSS/JOIST AND ONE ANCHOR PER STUD. FRAMING ANCHOR OF TYPE THAT ENGAGES BOTH PLATES (FRAMING ANCHOR AT STUD MAY BE OMITTED IF PLYWOOD OR EQUAL SHEATHING IS USED WITH NAILS TO TOP PLATE, EXCEPT UNCLOSED AREAS AND GARAGE.)
3. ALL TRUSSES TO BE DESIGNED AND MFG'D BY AN ARIZONA APPROVED FABRICATOR. TRUSS CALCULATIONS SHALL BE MADE AVAILABLE AT TIME OF INSPECTION.
4. PROVIDE ALL BLOCKING AND BRACING PER ALL APPLICABLE CODES AND/OR TRUSS MFG. SPECIFICATIONS – UNO
6. CONTRACTOR TO PROVIDE 2x4 RIDGE POLES AS REQUIRED FOR TILED ROOF AREAS

KEYNOTES

No.	DESCRIPTION
1	2-2x4 WOOD POST @ 2x4 WALLS, TYP. U.N.O. 2-2x6 WOOD POST @ 2x6 WALLS, TYP. U.N.O.
2	2x LEDGER
3	NOT USED
4	NOT USED
5	NOT USED
6	NOT USED

HEADER SCHEDULE

SYM.	SIZE	SYM.	SIZE	SYM.	SIZE
H1	2-2x6	H8	4x12	H15	3-1/8x16 GLB
H2	2-2x8	H9	6x10	H16	5-1/8x12 GLB
H3	3-2x6	H10	6x12	H17	5-1/8x13-1/2 GLB
H4	2-2x10	H11	3-1/8x10-1/2 GLB	H18	5-1/8x16 GLB
H5	3-2x8	H12	3-1/8x12 GLB	H19	5-1/8x16-1/2 GLB
H6	2-2x12	H13	3-1/8x13-1/2 GLB		
H7	4x10	H14	3-1/8x14 GLB		

HANGER SCHEDULE

A	SIMPSON A35 OR A35F @ 24" O.C.
B	SIMPSON LTHJ HANGER (OR EQUAL)
C	SIMPSON THA29 (OR EQUAL)
D	SIMPSON LUS24 (OR EQUAL)
E	SIMPSON HU26-2 (OR EQUAL)
F	SIMPSON THJA26 (OR EQUAL)
G	SIMPSON HUS26 (OR EQUAL)
H	SIMPSON MST60 (OR EQUAL) NAIL @ BTM. OF TRUSS BTM CORD & ADJACENT WALL TOP PLATE CENTERED
I	SIMPSON U26 (OR EQUAL)

TRUSS KEY

A1	PRE-FAB TRUSSES @ 24" O.C. – SEE TRUSS CALC'S FOR COINCIDING INFORMATION
A2	GABLE END TRUSS – SEE TRUSS CALC'S FOR COINCIDING INFORMATION
G1	PRE-FAB TRUSSES @ 24" O.C. – SEE TRUSS CALC'S FOR COINCIDING INFORMATION
G1A	PRE-FAB TRUSS – SEE TRUSS TRUSS CALC'S FOR COINCIDING INFORMATION
G3	GABLE END TRUSS – SEE CALC'S FOR COINCIDING INFORMATION
G4	PRE-FAB TRUSSES @ 24" O.C. – SEE TRUSS CALC'S FOR COINCIDING INFORMATION
F1	PRE-FAB TRUSSES @ 24" O.C. – SEE TRUSS TRUSS CALC'S FOR COINCIDING INFORMATION
F4	PRE-FAB TRUSSES @ 24" O.C. – SEE TRUSS TRUSS CALC'S FOR COINCIDING INFORMATION
F4	GIRDER TRUSS – SEE TRUSS TRUSS CALC'S FOR COINCIDING INFORMATION
JC	HIP TRUSS – SEE TRUSS CALC'S FOR COINCIDING INFORMATION
J2	JACK TRUSS – SEE TRUSS CALC'S FOR COINCIDING INFORMATION
J8	JACK TRUSS – SEE TRUSS CALC'S FOR COINCIDING INFORMATION
R1	2x6 RAFTERS @ 2'-0" O.C.

ATTIC VENTILATION CALCULATIONS

ROOF SQUARE FOOTAGE	REQUIRED VENT SQ. FOOTAGE	ACTUAL VENT SQ. FOOTAGE
2148	7.16	8.45

9 – FULL SCREEN VENTS 3.69
2 – 6" TRI-VENT . . . . . 3.76 . .
1 – 12" CIRCULAR VENT . . . . . 0.79 .
TOTAL = 8.24 S.F.

The Tektone Company
Architectural Drafting Services
8221 E. Coralbell Cir., Mesa, AZ 85208
PH. (602) 357-1858 FAX (602) 357-1858

REPUBLIC HOMES, L.L.C.
825 N. GILBERT RD., SUITE 104
GILBER, AZ 85234
PH. (480) 539-6485 FAX (480) 539-6487

ROOF FRAMING PLAN

SHEET CONTENT:

PROJECT NO.: RH98-0504
DRAWN BY: DRAFTER
DATE: 12 JULY 99
REVISIONS

Rev.	DATE:
1	
2	
3	
4	

PLAN 1775

SHEET A-3